
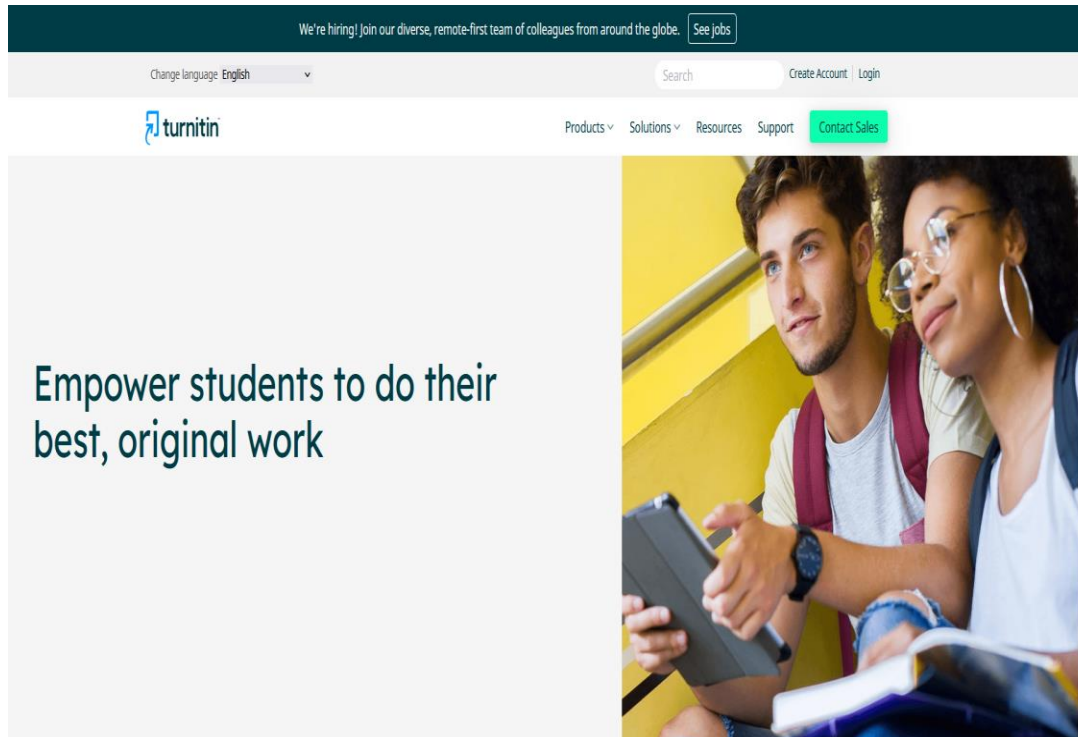


# Turnitin

How to create class, assignment, and add documents for plagiarism check on Turnitin

# 1. Login with your Turnitin Instructor credentials (<https://www.turnitin.com/>)



## Log in to Turnitin

Email address

Password

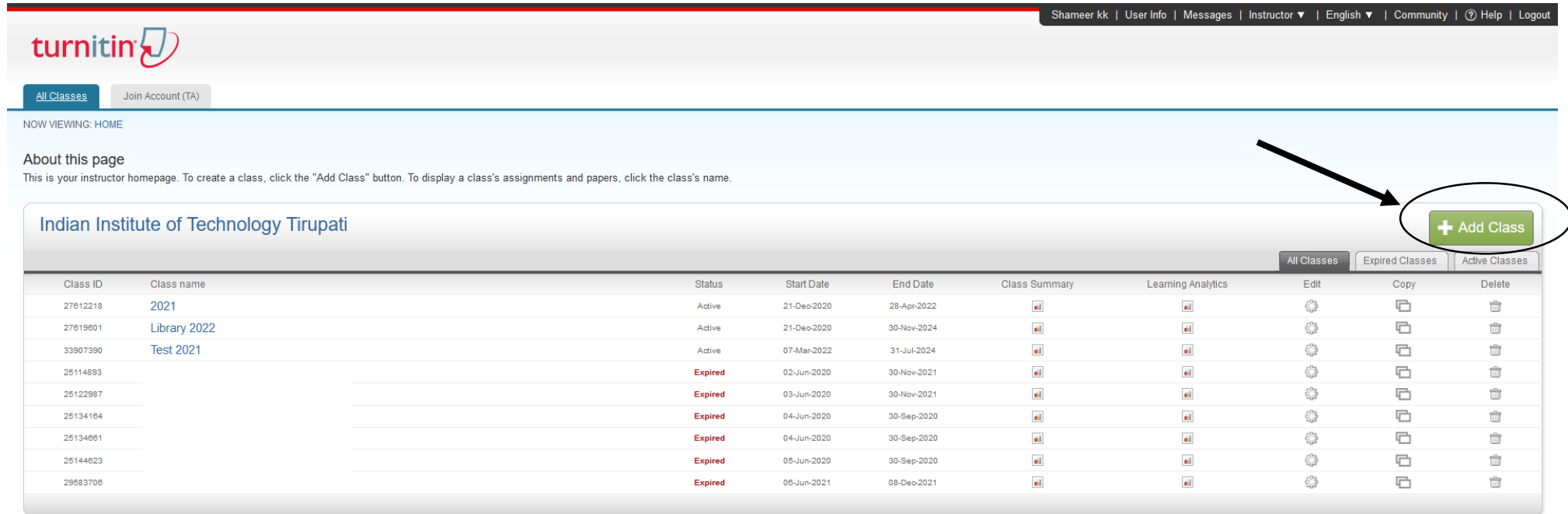
Or

Forgot your password? [Click here.](#)  
Need more help? [Click here.](#)

**New user?** [Click here.](#)

[Privacy Policy](#)  
We take your privacy very seriously. We do not share your details for marketing purposes with any external companies. Your information may only be shared with our third party partners so that we may offer our service.

# 2. Add Class



turnitin

Shameer kk | User Info | Messages | Instructor ▼ | English ▼ | Community | ? Help | Logout

All Classes Join Account (TA)

NOW VIEWING: HOME

About this page  
This is your instructor homepage. To create a class, click the "Add Class" button. To display a class's assignments and papers, click the class's name.

Indian Institute of Technology Tirupati

All Classes Expired Classes Active Classes

Class ID	Class name	Status	Start Date	End Date	Class Summary	Learning Analytics	Edit	Copy	Delete
27612218	<a href="#">2021</a>	Active	21-Dec-2020	28-Apr-2022					
27819801	<a href="#">Library 2022</a>	Active	21-Dec-2020	30-Nov-2024					
33907390	<a href="#">Test 2021</a>	Active	07-Mar-2022	31-Jul-2024					
25114893		Expired	02-Jun-2020	30-Nov-2021					
25122987		Expired	03-Jun-2020	30-Nov-2021					
25134164		Expired	04-Jun-2020	30-Sep-2020					
25134661		Expired	04-Jun-2020	30-Sep-2020					
25144623		Expired	05-Jun-2020	30-Sep-2020					
29583708		Expired	06-Jun-2021	08-Dec-2021					

Create a new class

To create a class, enter a class name and a class enrollment key. Click "Submit" to add the class to your homepage.

Class settings

- Class type: Standard
- Class name: Library Submissions 2022
- Enrollment key: LIB2022
- Subject area(s): Engineering, Mathematics, Science - General, Science - Physical/Chemistry/Physics
- Student level(s): Postgraduate
- Class start date: 16-Mar-2022
- Class end date: 31-Dec-2023

Cancel

Submit

When creating Class, please give the details as following:

**Class Type: Standard**

**Class Name: As required**

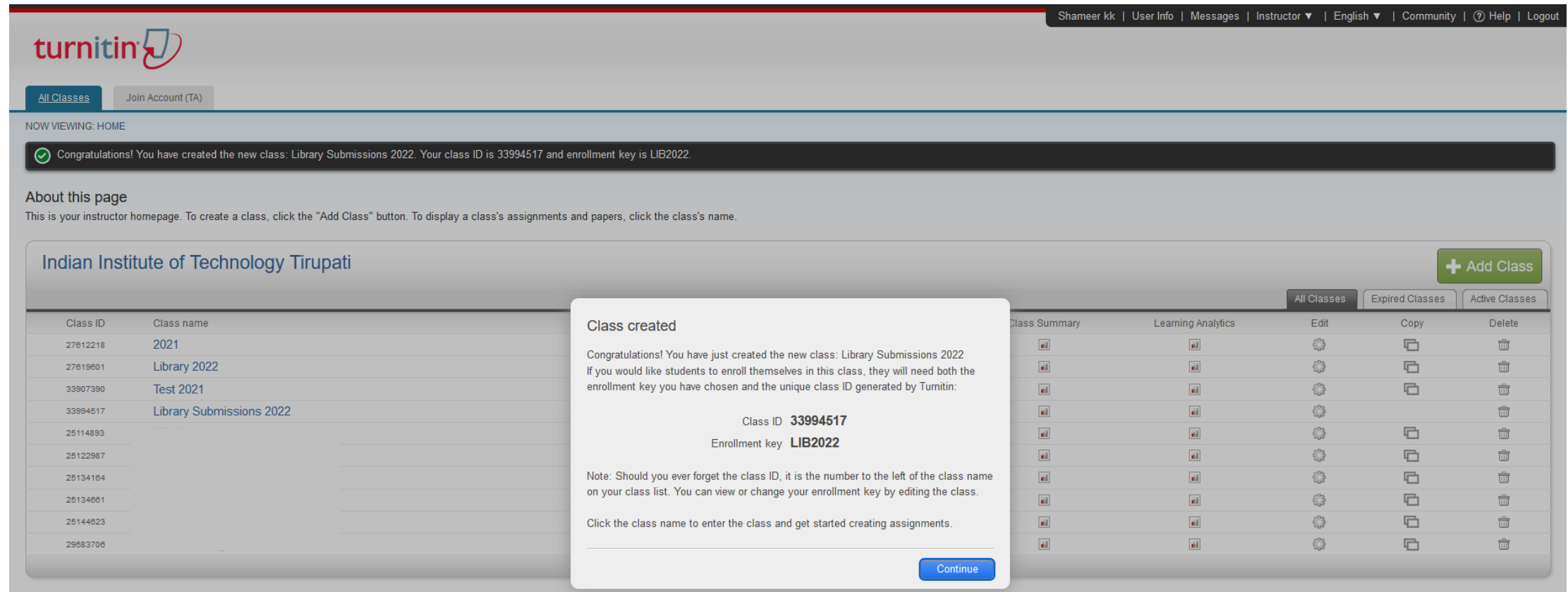
**Enrolment Key: As required**

**Subject Areas: As required**

**Student Level(s): Postgraduate**

**Class End Date: As required**

# After creating Class, the below dialog box will show on screen.



turnitin

Shameer kk | User Info | Messages | Instructor | English | Community | Help | Logout

All Classes | Join Account (TA)

NOW VIEWING: HOME

✔ Congratulations! You have created the new class: Library Submissions 2022. Your class ID is 33994517 and enrollment key is LIB2022.

About this page  
This is your instructor homepage. To create a class, click the "Add Class" button. To display a class's assignments and papers, click the class's name.

Indian Institute of Technology Tirupati

+ Add Class

Class ID	Class name	Class Summary	Learning Analytics	Edit	Copy	Delete
27612218	2021					
27619601	Library 2022					
33907390	Test 2021					
33994517	Library Submissions 2022					
25114893						
25122987						
25134164						
25134661						
25144623						
29583706						

**Class created**

Congratulations! You have just created the new class: Library Submissions 2022  
If you would like students to enroll themselves in this class, they will need both the enrollment key you have chosen and the unique class ID generated by Turnitin:

Class ID **33994517**  
Enrollment key **LIB2022**

Note: Should you ever forget the class ID, it is the number to the left of the class name on your class list. You can view or change your enrollment key by editing the class.

Click the class name to enter the class and get started creating assignments.

Continue

[Class ID and Enrolment key have to be shared with students, if you wish to add students under the “assignment” so that they can submit documents directly. But as per our current subscription plan we can’t cover entire IIT Tirupati students population, so this feature may not be feasible.]

# The Classes created by the Instructor can be seen below

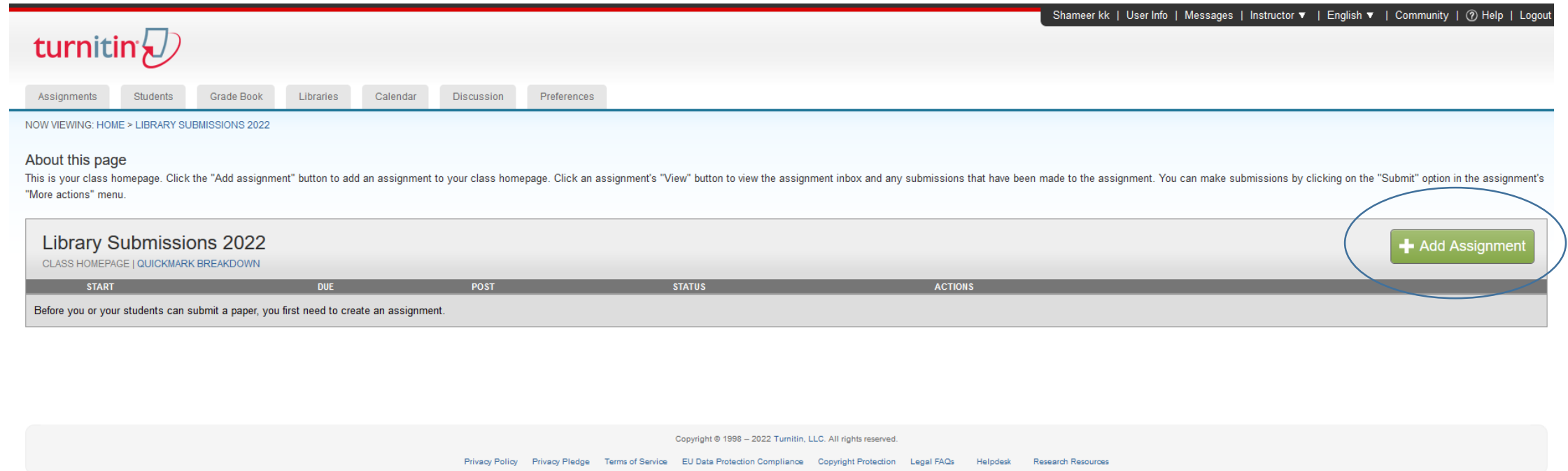
The screenshot shows the Turnitin instructor interface. At the top, there is a navigation bar with the Turnitin logo and user information: "Shameer Kk | User Info | Messages | Instructor | English | Community | Help | Logout". Below this, there are tabs for "All Classes" and "Join Account (TA)". A notification banner states: "Congratulations! You have created the new class: Library Submissions 2022. Your class ID is 33994517 and enrollment key is LIB2022." Below the notification, there is a section titled "About this page" with instructions: "This is your instructor homepage. To create a class, click the 'Add Class' button. To display a class's assignments and papers, click the class's name." The main content area is titled "Indian Institute of Technology Tirupati" and features a "+ Add Class" button. Below this, there are tabs for "All Classes", "Expired Classes", and "Active Classes". A table lists the classes with columns for Class ID, Class name, Status, Start Date, End Date, Class Summary, Learning Analytics, Edit, Copy, and Delete. The "Library Submissions 2022" class is highlighted with a blue box.

Class ID	Class name	Status	Start Date	End Date	Class Summary	Learning Analytics	Edit	Copy	Delete
27612218	2021	Active	21-Dec-2020	28-Apr-2022					
27619801	Library 2022	Active	21-Dec-2020	30-Nov-2024					
33907390	Test 2021	Active	07-Mar-2022	31-Jul-2024					
33994517	Library Submissions 2022	Active	15-Mar-2022	31-Dec-2023					
25114893		Expired	02-Jun-2020	30-Nov-2021					
25122987		Expired	03-Jun-2020	30-Nov-2021					
25134164		Expired	04-Jun-2020	30-Sep-2020					
25134861		Expired	04-Jun-2020	30-Sep-2020					
25144823		Expired	05-Jun-2020	30-Sep-2020					
25683706		Expired	06-Jun-2021	08-Dec-2021					

Copyright © 1998 – 2022 Turnitin, LLC. All rights reserved.

[Privacy Policy](#) [Privacy Pledge](#) [Terms of Service](#) [EU Data Protection Compliance](#) [Copyright Protection](#) [Legal FAQs](#) [Helpdesk](#) [Research Resources](#)

# 3. After clicking on the Class you have created, click on “Add Assignment”



The screenshot displays the Turnitin user interface. At the top right, a navigation bar includes links for 'Shameer kk', 'User Info', 'Messages', 'Instructor', 'English', 'Community', 'Help', and 'Logout'. Below this is the Turnitin logo and a menu with options: 'Assignments', 'Students', 'Grade Book', 'Libraries', 'Calendar', 'Discussion', and 'Preferences'. A breadcrumb trail reads 'NOW VIEWING: HOME > LIBRARY SUBMISSIONS 2022'. The main content area features a heading 'Library Submissions 2022' with a sub-link 'CLASS HOMEPAGE | QUICKMARK BREAKDOWN'. A green button labeled '+ Add Assignment' is circled in blue. Below the button is a table with columns 'START', 'DUE', 'POST', 'STATUS', and 'ACTIONS'. A message below the table states: 'Before you or your students can submit a paper, you first need to create an assignment.' The footer contains copyright information and links for 'Privacy Policy', 'Privacy Pledge', 'Terms of Service', 'EU Data Protection Compliance', 'Copyright Protection', 'Legal FAQs', 'Helpdesk', and 'Research Resources'.

Shameer kk | User Info | Messages | Instructor | English | Community | Help | Logout

turnitin

Assignments | Students | Grade Book | Libraries | Calendar | Discussion | Preferences

NOW VIEWING: HOME > LIBRARY SUBMISSIONS 2022

**About this page**  
This is your class homepage. Click the "Add assignment" button to add an assignment to your class homepage. Click an assignment's "View" button to view the assignment inbox and any submissions that have been made to the assignment. You can make submissions by clicking on the "Submit" option in the assignment's "More actions" menu.

**Library Submissions 2022**  
CLASS HOMEPAGE | QUICKMARK BREAKDOWN

START	DUE	POST	STATUS	ACTIONS
Before you or your students can submit a paper, you first need to create an assignment.				

Copyright © 1998 – 2022 Turnitin, LLC. All rights reserved.

Privacy Policy | Privacy Pledge | Terms of Service | EU Data Protection Compliance | Copyright Protection | Legal FAQs | Helpdesk | Research Resources

### About this page

To create an assignment, enter an assignment title and choose the start and due dates for the assignment. If you like, you can enter an additional assignment description. By default, papers submitted to this assignment will be checked against all of our databases. If you would like to create a custom search or view other advanced assignment options, click the "Optional settings" link.

#### New Assignment

<p>Assignment title <a href="#">?</a></p> <input type="text" value="Library Submissions 2022"/>	<p>Start date <a href="#">?</a></p> <p>16-Mar-2022 </p> <p>at 12 : 27</p>
<p>Point value <a href="#">?</a></p> <input type="text"/>	<p>Due date <a href="#">?</a></p> <p>31-Dec-2022 </p> <p>at 23 : 59</p>
<p>Optional</p> <p><input checked="" type="radio"/> Allow only file types that Turnitin can check for similarity</p> <p><input type="radio"/> Allow any file type <a href="#">?</a></p>	<p>Post date <a href="#">?</a></p> <p>31-Dec-2022 </p> <p>at 0 : 00</p>
<p><a href="#">+ Optional settings</a></p>	
<p><a href="#">Submit</a></p>	

**Add Assignment:**  
Give Assignment Title, Start Date, Due Date, and Post Date. & Click on **Optional Settings**





# 3.1 Click on Optional Settings

Close options

Enter special instructions

Allow submissions after the due date?

Yes  
No

Similarity Report

Generate Similarity Reports for submissions?

Yes  
No

Generate Similarity Reports for student submission

immediately (can overwrite reports until due date)

Exclude bibliographic materials from Similarity Index for all papers in this assignment?

Yes  
No

Exclude quoted materials from Similarity Index for all papers in this assignment?

Yes  
No

Exclude small sources?

Yes  
No

Set source exclusion threshold:

Word Count: 10 words  
Percentage: 0 %

Allow students to see Similarity Reports?

Yes  
No

Enable Translated Matching? (Beta)

What languages does Translated Matching support?

Select Yes

Add Word Count details in the "Set Source Exclusion Threshold"

Enable Translated Matching? (Beta)

What languages does Translated Matching support?

Yes  
No

Exclude assignment template

Upload Template Create Custom Template

Note: Once a submission has been made to the assignment, templates can no longer be added or edited.

Template Requirements

Enable anonymous marking?

Yes  
No

Submit papers to:

no repository

Search options:

Student paper repository  
Institution paper repository  
Current and archived internet  
Periodicals, journals, & publications

Online grading

Attach a rubric/form to this assignment

Note: students will be able to view the attached rubric/form and its content prior to submitting.

No rubric/form Launch Rubric/Form Manager

Find a rubric that's right for your assignment in Turnitin Teaching Tools

ETS® e-rater® Settings

Enable grammar checking using e-rater® technology?

Yes  
No

Note: Turnitin for iPad® doesn't currently support ETS® e-rater®. All viewing and management of ETS® e-rater® results must be completed through Turnitin directly.

Would you like to save these options as your defaults for future assignments?

Submit

Select "No Repository" in the "Submit Papers to" section

Select all four

Click "Submit"

# Assignment has been created



NOW VIEWING: HOME > LIBRARY SUBMISSIONS 2022

✔ Congratulations! You have created your first assignment. To add students or view your student list click the "students" tab above.

## About this page

This is your class homepage. Click the "Add assignment" button to add an assignment to your class homepage. Click an assignment's "View" button to view the assignment inbox and any submissions that have been made to the assignment. You can make submissions by clicking on the "Submit" option in the assignment's "More actions" menu.

## Library Submissions 2022

[CLASS HOMEPAGE](#) | [QUICKMARK BREAKDOWN](#)

+ Add Assignment

	START	DUE	POST	STATUS	ACTIONS	
<b>Library Submissions 2022</b>						
PAPER	16-Mar-2022 12:27PM	31-Dec-2022 23:59PM	31-Dec-2022 00:00AM	0 / 0 submitted	View	More actions ▼

# 4. To Submit a document for plagiarism check:

turnitin

Shameer kk | User Info | Messages | Instructor | English | Community | Help | Logout

Assignments | Students | Grade Book | Libraries | Calendar | Discussion | Preferences

NOW VIEWING: HOME > LIBRARY SUBMISSIONS 2022

✔ Congratulations! You have created your first assignment. To add students or view your student list click the "students" tab above.

About this page  
This is your class homepage. Click the "Add assignment" button to add an assignment to your class homepage. Click an assignment's "View" button to view the assignment inbox and any submissions that have been made to the assignment. You can make submissions by clicking on the "Submit" option in the assignment's "More actions" menu.

Library Submissions 2022 + Add Assignment

CLASS HOMEPAGE | QUICKMARK BREAKDOWN

	START	DUE	POST	STATUS	ACTIONS
<b>Library Submissions 2022</b>					
PAPER	16-Mar-2022 12:27PM	31-Dec-2022 23:59PM	31-Dec-2022 00:00AM	0 / 0 submitted	View <span>More actions</span>

More actions dropdown:  
Edit settings  
**Submit**  
Delete assignment

Copyright © 1998 – 2022 Turnitin, LLC. All rights reserved.  
Privacy Policy | Privacy Pledge | Terms of Service | EU Data Protection Compliance | Copyright Protection | Legal FAQs | Helpdesk | Research Resources

Click on  
"Submit"

Assignments Students Grade Book Libraries Calendar Discussion Preferences

NOW VIEWING: HOME > LIBRARY SUBMISSIONS 2022 > LIBRARY SUBMISSIONS 2022

Congratulations! You have created your first assignment. To add students or view your student list click the "students" tab above.

Submit: [Single File Upload](#) STEP ● ○ ○

Author  
Non-enrolled student

First name  
John

Last name  
Smith

Submission title  
Document Title

The file you are submitting will not be added to any repository.

What can I submit?  
Manuscript.docx Clear file

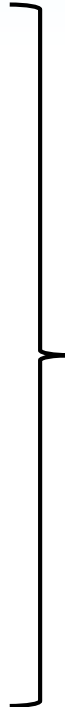
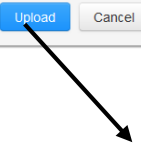
We take your privacy very seriously. We do not share your details for marketing purposes with any external companies. Your information may only be shared with our third party partners so that we may offer our service.

Upload Cancel

Ensure this message is displaying if you have selected "No Repository" option



Click Here



Add Author details (First Name, Last Name), Title of Submitted Document, & upload the required document

# Confirm the uploaded document

turnitin

Assignments Students Grade Book Libraries Calendar Discussion Preferences

NOW VIEWING: HOME > LIBRARY SUBMISSIONS 2022 > LIBRARY SUBMISSIONS 2022

Congratulations! You have created your first assignment. To add students or view your student list click the "students" tab above.

Submit: Single File Upload STEP ●●○

Processing: Manuscript.docx

**Author:**  
John Smith

**Assignment title:**  
Library Submissions 2022

**Submission title:**  
Document Title

You must click confirm to complete your upload.  
Your preview is taking longer than expected to generate. Your full digital receipt and file will appear in your account within a few hours.

We take your privacy very seriously. We do not share your details for marketing purposes with any external companies. Your information may only be shared with our third party partners so that we may offer our service.

[Confirm](#) [Cancel](#)



turnitin

Assignments Students Grade Book Libraries Calendar Discussion Preferences

NOW VIEWING: HOME > LIBRARY SUBMISSIONS 2022 > LIBRARY SUBMISSIONS 2022

Congratulations! You have created your first assignment. To add students or view your student list click the "students" tab above.

Submit: Single File Upload STEP ●●●

Congratulations - your submission is complete! This is your digital receipt. You can print a copy of this receipt from within the Document Viewer.

**Author:**  
John Smith

**Assignment title:**  
Library Submissions 2022

**Submission title:**  
Document Title

**File name:**  
Manuscript.docx

**File size:**  
Unknown

**Submission date:**  
16-Mar-2022 12:36PM (UTC+0530)

**Submission ID:**  
1785474416

No image could be created for this submission. You may download the file above.

We take your privacy very seriously. We do not share your details for marketing purposes with any external companies. Your information may only be shared with our third party partners so that we may offer our service.

[Go to assignment inbox](#) [Submit another file](#)

You can either upload another document for plagiarism check, Or Go to Assignment Inbox to track whether plagiarism detection has been completed for the uploaded document

Click Here



NOW VIEWING: HOME > LIBRARY SUBMISSIONS 2022 > LIBRARY SUBMISSIONS 2022

### About this page

This is your assignment inbox. To view a paper, select the paper's title. To view a Similarity Report, select the paper's Similarity Report icon in the similarity column. A ghosted icon indicates that the Similarity Report has not yet been generated.

## Library Submissions 2022

INBOX | NOW VIEWING: NEW PAPERS ▼

Submit File

[Online Grading Report](#) | [Edit assignment settings](#) | [Email non-submitters](#)

<input type="checkbox"/>	AUTHOR	TITLE	SIMILARITY	GRADE	RESPONSE	FILE	PAPER ID	DATE
<input type="checkbox"/>	John Smith	Document Title	20%		•		1785474416	16-Mar-2022



Once plagiarism check is complete, the percentage will show. Click on the similarity to generate report

# Generated report

Feedback Studio — Mozilla Firefox  
https://ev.turnitin.com/app/carta/en\_us/?u=1074247716&o=1785474416&s=1&lang=en\_us

feedback studio | John Smith | Document Title | /0 | 1 of 1

A preliminary study on

Department of Mechanical Engineering, Indi

Tirupati, Andhra Pradesh, 517506

\*Corresponding author email:

Highlights

Page: 1 of 25 | Word Count: 10564 | Text-Only Report | High Resolution On

Click on download icon to download the generated report.

Click on "Current View" for report

# Download generated report

